

**Ranch Horse Pleasure. Rules for LBHA SHOW ONLY - One of the Patterns on this sheet will be used at the show PATTERN 3 WILL MOST LIKEY BE USED FOR THE 2014 WESTERN SHOW.**

RHP is only nly offered as an all age class. Horses may cross enter (i.e. a Jr./Sr. western pleasure horse shown at THIS show is eligible to show in the Ranch Pleasure at the LBHA show, a Youth western pleasure horse shown at a show is eligible to show in the Ranch Pleasure at the same show etc.)

(a) The purpose of Ranch Horse Pleasure horse should reflect the versatility, attitude, and movement of a working horse.

(b) The horse's performance should simulate a horse riding outside the confines of an arena and that of a working ranch horse. This class should show the horse's ability to work at a forward, working speed while under control by the rider. Light contact should be rewarded and horse does not have to be shown on a full drape of reins. The overall manners and responsiveness of the horse while performing the maneuver requirements, and the horse's quality of movement are the primary considerations.

(c) Requirements:

(1) No horses less than 3 years of age.

(2) Each horse will work individually, performing both required and optional maneuvers, and scored on the basis of 0 to 100, with 70 denoting an average performance.

(3) The required maneuvers will include the walk, jog, and lope both directions: and the extended jog and lope at least one direction; as well as stops, turn to change directions, and back.

(4) Three optional maneuvers may include a side pass, turns of 360 or more, change of lead (simple or flying), walk, jog, or lope over a pole(s); or some reasonable combination of maneuvers that would be reasonable for a ranch horse to perform.

(5) The maneuvers may be arranged in various combinations with final approval by the judge.

(6) The overall cadence and performance of the gaits should be as those described in rule 447(a), with an emphasis on forward movement, free-flowing, and ground covering for all gaits. Transitions should be performed where designated, with smoothness and responsiveness.

(7) No time limit.

(8) One of the suggested 4 patterns may be used, however a judge may utilize a different pattern as long as all required maneuvers are included plus 3 or more optional maneuvers are included.

(9) Failure to perform a required maneuver will result in a horse placing below all other horses that perform all maneuvers

(d) Apparel and Equipment: (DOES NOT APPLY TO THIS SHOW - the LBHA SHOW) However if you go to anotgher open show the below applies.

(1) No hoof polish.

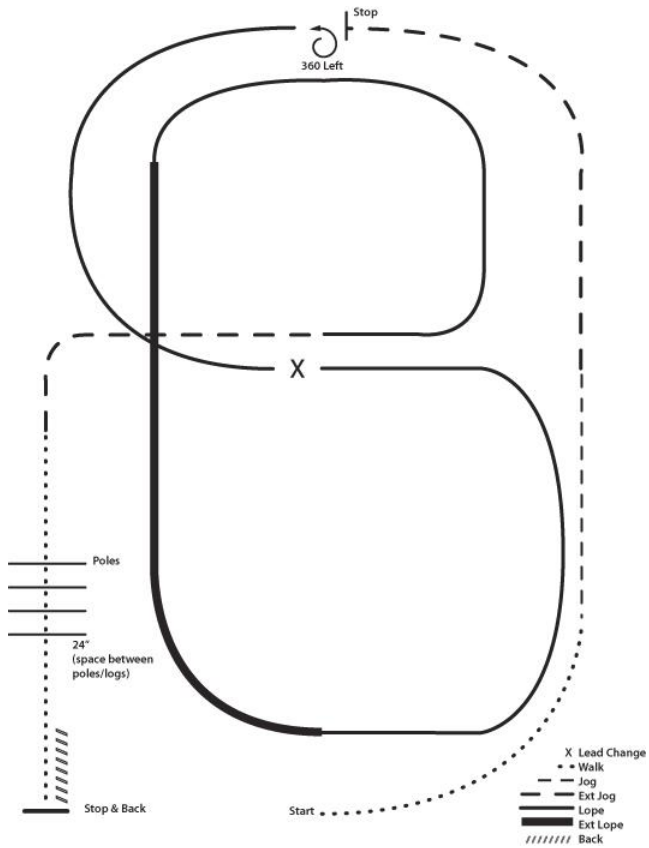
(2) No braided or banded manes or tail extensions.

(3) Trimming inside ears is discouraged.

(4) Trimming bridle path is allowed, also trimming of fetlocks or excessive (long) facial hair.

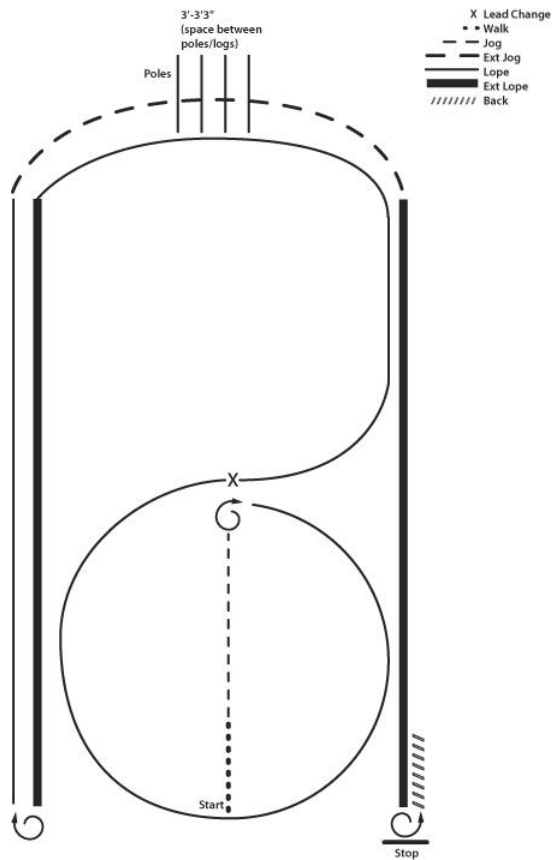
(5) Equipment with silver should not count over a good working outfit. Silver on bridles and saddles is discouraged.

## PATTERN #1



1. Walk
2. Jog
3. Extend the jog ,at the top of the arena ,stop
4. 360 turn to the left
5. Left lead 1/2 circle, lope to the center
6. Change leads (simple or flying)
7. Right lead 1/2 circle
8. Extended lope up the long side of the arena (right lead)
9. Collect back to a lope around the top of the arena and back to center
10. Break down to a jog
11. Walk over poles
12. Stop and back

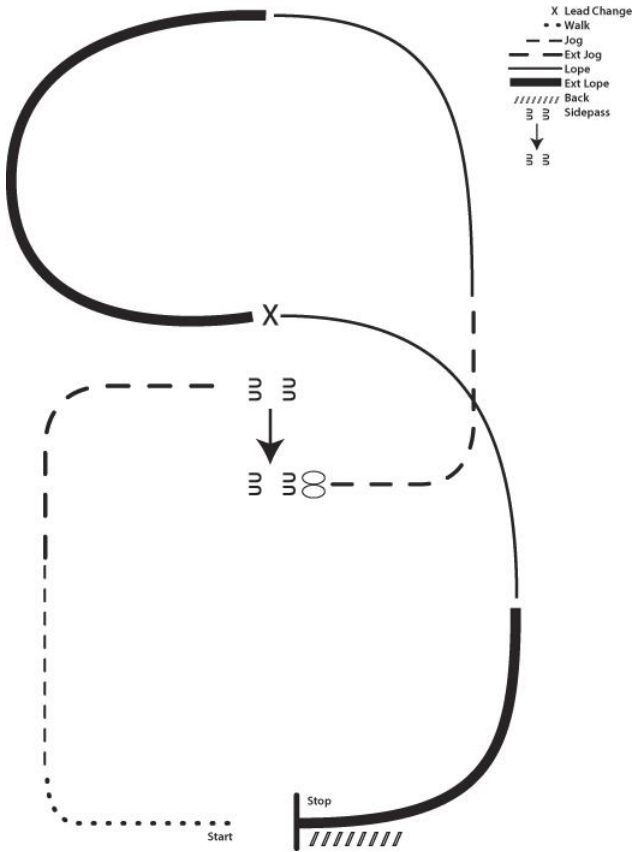
RANCH PLEASURE – PATTERN II



## PATTERN #2

1. Walk
2. Jog
3. Stop, do 1 1/4 turn to the right
4. Lope small circle on the right lead
5. Change leads, (simple or flying) lope left lead around end of the arena
6. Extend the lope on the left lead
7. Stop, do 2 1/2 turns right
8. Lope straight on the right lead
9. Extend the jog around end of the arena across poles/logs
10. Extend lope on right lead
11. Stop, do 2 turns left
12. Back

RANCH PLEASURE – PATTERN III

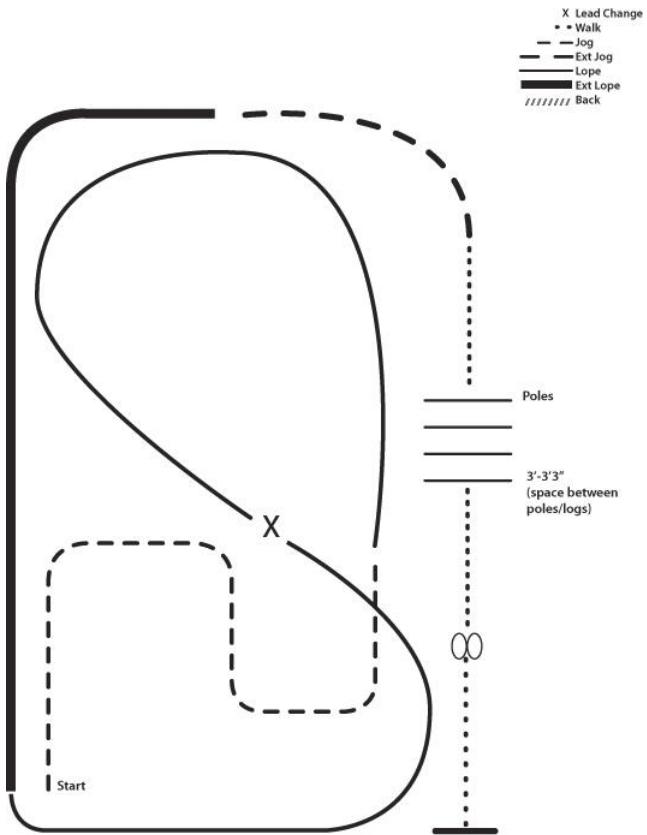


PATTERN #3

We will most likely be using Pattern 3 at the LBHA 2014 Western show.

1. Walk to the left around corner of the arena
2. Jog
3. Extend alongside of the arena and around the corner to center
4. Stop, side pass right
5. 360 turn each direction (either way 1st)
6. Extend the jog
7. Lope left lead
8. Extend the lope
9. Change leads (simple or flying)
10. Collect to the lope
11. Extend the lope
12. Stop and back

RANCH PLEASURE – PATTERN IV



## PATTERN #4

1. Jog serpentine
2. Lope left lead around the end of the arena and then diagonally across the arena
3. Change leads (simple or flying) and lope on the right lead around end of the arena
4. Extend lope on the straight away and around corner to the center of the arena
5. Extend jog around corner of the arena
6. Collect to a jog, jog over poles
7. Stop, do 360 turn each direction (either direction 1st) (L-R or R-L)
8. Walk